



PRACTICE PATIENT PORTAL

*Access your York Hospital medical information
anytime, anywhere.*

York Hospital offers **two** different patient portals that allow you to securely access your medical records. The **PRACTICE PATIENT PORTAL** connects you to information from your York Hospital practice providers. The **HOSPITAL PATIENT PORTAL*** allows you to access medical records for inpatient and outpatient services received at York Hospital, even if you are not a patient of a York Hospital practice.

THIS GUIDE WILL HELP YOU REGISTER FOR AND NAVIGATE YOUR PRACTICE PATIENT PORTAL ONLY. For step-by-step video instructions, visit yorkhospital.com/patient-portal/.

**If you have a Practice Patient Portal account, there is no need to join the Hospital Patient Portal as well. Any lab, imaging or inpatient records that would appear in the hospital portal will also reside in your Practice Patient Portal.*

What can I access on the PRACTICE PATIENT PORTAL?

- ▶ Appointments (past and future)
- ▶ Immunization History
- ▶ Lab and Imaging Results
- ▶ Medication & Allergy Lists
- ▶ Non-urgent messages to/from your provider
- ▶ Referrals



Why join the PRACTICE PATIENT PORTAL?

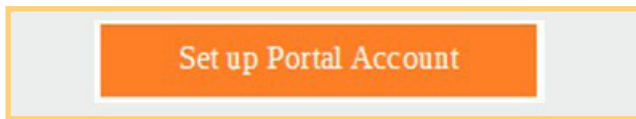
- ▶ Records of medications and test results are available on the PRACTICE PATIENT PORTAL, so if you don't remember everything your provider reviewed during an office visit, it's easy to find.
- ▶ You can share information from the PRACTICE PATIENT PORTAL with family members and friends who care about your health, so that you may easily answer their questions with confidence that you have all the details.
- ▶ If you don't reside in the area year-round, you can connect to the PRACTICE PATIENT PORTAL to share details of your York Hospital office visits with your provider back home.

Questions? Please contact your provider practice directly for assistance.

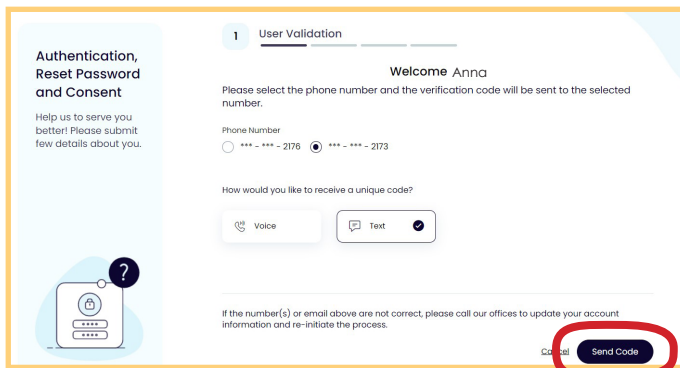
PRACTICE PATIENT PORTAL EMAIL ACCOUNT SET-UP GUIDE

To register for the PRACTICE PATIENT PORTAL, a secure, online home for your health care records, you must first receive an INVITATION via EMAIL from your PROVIDER PRACTICE OFFICE. You will not be able to register via the York Hospital website. Therefore, it's important to give your email address to the patient service representative during your office visit, at check-in or check-out. Your email inviting you to sign up for the portal will arrive soon after that. Then, simply follow the steps below!

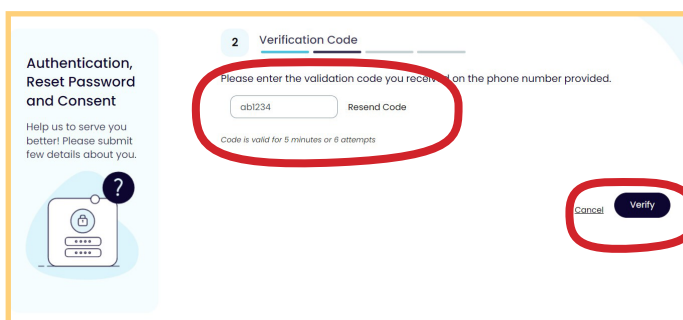
1. Provide your email address to your patient service representative at your practice.
2. You'll receive an email with a link to the PRACTICE PATIENT PORTAL. Follow the link to set up your account.



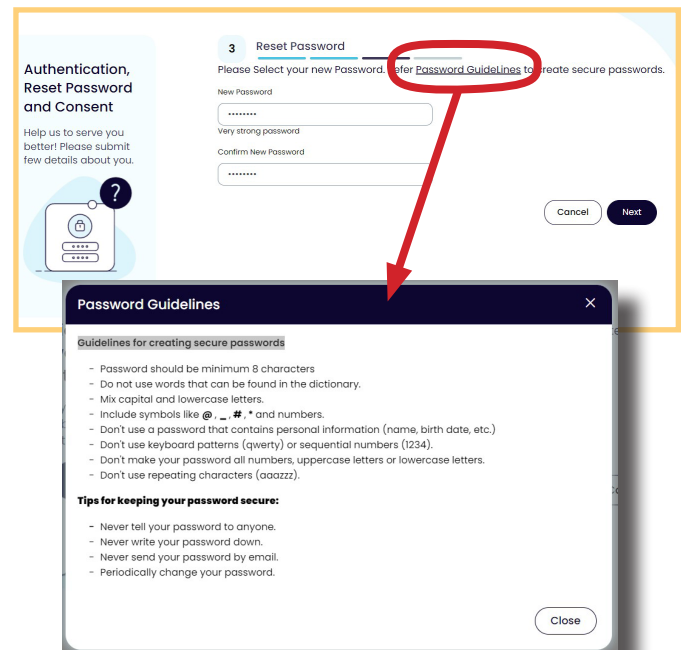
3. For your security, an identity authentication is performed. Choose the phone number and method by which you would like to receive the unique code and click on **"Send Code."**



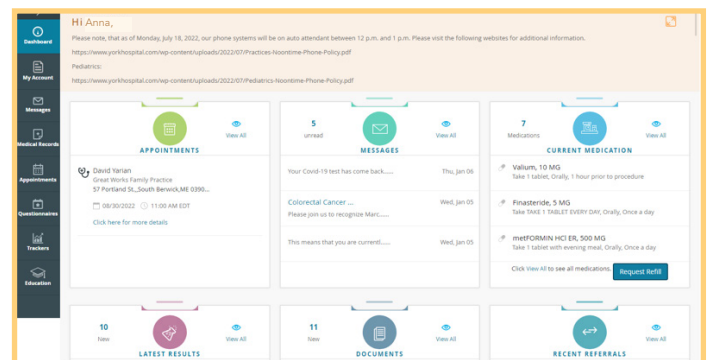
4. Once you receive your code, enter it in the verification code box and click on **"Verify."**



5. You will then be prompted to set your password.



6. Agree to the terms and conditions of the Portal.
7. Your account is now activated and you are on your PRACTICE PATIENT PORTAL dashboard.



8. To access the PRACTICE PATIENT PORTAL in the future, visit www.yorkhospital.com/patient-portal/ and click on the yellow PRACTICE PORTAL rectangle.

Questions? Please contact your provider practice directly for assistance.